



Plant Growth Regulator-Brassinolide for Mitigating Field Waterlogging Stress on Maize

Victoria Otie^{1*}, AN Ping², Ali Ibrahim¹ and Egrinya Eneji¹

¹Department of Soil Science, Faculty of Agriculture, Forestry and Wildlife Resources Management, University of Calabar, P.M.B. 1115, Calabar, Nigeria.

²Arid Land Research Centre, Tottori University, Tottori City, Japan.

Authors' contributions

This research was conducted in collaboration among all the authors. Author AI designed the study. Author VO performed the statistical analysis, wrote the protocol and wrote the first draft of the manuscript. Author EE managed the analyses of the study. Author AP managed the literature searches. All authors read and approved the final manuscript.

Article Information

DOI: 10.9734/IJPSS/2019/v30i330178

Editor(s):

(1) Dr. Mirza Hasanuzzaman, Professor, Department of Agronomy, Faculty of Agriculture, Sher-e-Bangla Agricultural University, Dhaka-1207, Bangladesh.

Reviewers:

(1) R. Mahalakshmi, India.

(2) Shadrack Kinyua Inoti, Egerton University, Kenya.

Complete Peer review History: <http://www.sdiarticle4.com/review-history/52237>

Original Research Article

Received 13 August 2019

Accepted 23 October 2019

Published 28 October 2019

ABSTRACT

Aim: To assess the *pleiotropic* role of a plant growth regulator, commercially identified as brassinolide (BR) in mitigating waterlogging stress imposed on maize.

Study Design: A factorial combination of two maize varieties [Ikom White (IKW) and Oba-98], two BR levels (0 and 250 ml) and two waterlogging stages of maize growth [control (WL₀) and seedling stage (WL₁)], arranged as a split-split plot in a randomized complete block design with three replications was used.

Place and Duration of Study: Akpabuyo Local Government Area, Cross River State-Nigeria. A two-year field experiment was conducted during the dry seasons of December 2016 and December 2017.

Methodology: Waterlogging test was conducted on plots by demarcating them with 3.6 by 1.7 m metal sheets buried to a depth of 60 cm to prevent lateral soil-water movement. Two maize seeds were sown at 25 cm within and 75 cm between rows. The BR (250 ml) was sprayed foliar at 21 DAS. The non-waterlogging plots served as control. Observations were made on growth and yield variables as well as the plant's physiological traits.

*Corresponding author: E-mail: v_otie@yahoo.com;

Results: Waterlogging significantly reduced the growth attributes of maize and increased ($p \leq 0.05$) the leaf moisture content. The photosynthetically active radiation on maize plants was substantially reduced ($p \leq 0.05$) by the waterlogging stress. Dry matter yield (DMY) and nutrient uptake in the leaves, stems and grains were reduced ($p \leq 0.05$) at both silking and at harvest. The effect of the BR was greater in Oba-98 with higher nutrient contents, radiation absorption, dry matter and grain yields than IKW.

Conclusion: Treatment of maize plants with BR could induce some tolerance of field waterlogging. Thus, for optimum efficiency in maize production under stressed soil condition of waterlogging, it is recommended that the foliar spray of BR at the 250 ml per plant rate be considered.

Keywords: Plant hormone; waterlogging stress; amelioration; hybrid maize; maize yield.

1. INTRODUCTION

Waterlogging constitutes serious environmental stress to crop production in soils developed on coastal plain sands in South-East Nigeria. Since the area is characterized by a high annual rainfall of about 3000 mm per annum, the soil is frequently too wet with insufficient oxygen for adequate respiration in roots [1], and the uptake of nutrients and water are adversely affected, causing a decline in crop production and increasing threat to food security [2]. Due to the close functional inter-dependence between roots and shoots, stress on roots from waterlogged soil threatens the shoot system by inhibiting nitrate uptake that arises from microbial denitrification and damage to uptake mechanisms from the absence of oxygen. Young leaves then obtain their nutrient from older leaves which then leads to premature senescence in the latter. Plants can wilt severely in bright light under waterlogged condition because of a lowered conductivity for water uptake that typifies oxygen deficiency in roots, thus producing a natural condition known as hypoxia (<21% oxygen) [3].

Brassinolide is a plant growth regulator derived from *Brassica*, a genus of plants in the mustard family (*Brassicaceae*). It is considered to strengthen the plant's immunity against various abiotic stresses by improving uptake and translocation of macro and micronutrients, thereby increasing plant growth and production [4]. The hormone regulates an array of physiological processes including cell expansion and proliferation, timing senescence, vascular differentiation and leaf development as well as giving some resistance to plants against various stressors [5]. In South-East Nigeria, production of maize has been hindered by periodic soil waterlogging and there is no scientific knowledge on exogenous plant hormone (particularly brassinolide) to improve maize growth and yield

in waterlogged soil conditions. This is a new science in the study location.

The study was carried out to determine:

1. Brassinolide effect in ameliorating field waterlogging effect on the growth and yield of a hybrid and local maize varieties.
2. Effectiveness of brassinolide in supporting maize plant during the seedling growth stage under waterlogged soil condition.

2. MATERIALS AND METHODS

The experiment was conducted in two repeats for increased validity of data at Etak-Ukana in Akpabuyo Local Government Area (05°32' and 04°57' N; 07°15' and 09°28' E) of Cross River State-Nigeria, at the peak of dry season to avoid disturbance from natural precipitation during the waterlogging test. Akpabuyo soils are mainly acid sands [6] located in a humid tropical climate and rainforest vegetation characterized by high rainfall with distinct wet and dry seasons.

The composite soil samples (0-30 cm depth) from the site were analysed for routine physical and chemical properties. The pH was measured electrometrically using a pH meter in a 1:2.5 soil: water suspension. Total nitrogen was determined by the micro-Kjeldahl method [7]. The available phosphorus was extracted with acidic fluoride using the Bray P 1 method [8]; the phosphorus in the extract was determined colourimetrically by the molybdenum blue method of Murphy and Riley [9]. Organic carbon was determined by the dichromate wet oxidation method of Walkley and Black [10], the result was multiplied by VanBenmelen's factor of 1.724 [11] to estimate the soil organic matter. Exchangeable bases (calcium, potassium, magnesium and sodium) were extracted with 1N NH_4OAc using 1:10 soil solution ratio. The potassium and sodium in the

filtrate were determined by flame photometer, while calcium and magnesium were determined with an atomic absorption spectrophotometer (Model 6405 UV/ visible spectrophotometer, Jenway, UK).

The experiment comprised two maize varieties [Ikom White (V_1) and Oba-98 (V_2)], two waterlogging stages of maize growth [Control (WL_0) and the seedling stage (WL_1)], while the brassinolide was applied at two rates [without (0 ml) and with (250 ml)]. The main plots were assigned the two maize varieties; the waterlogging treatments were the subplots, while the sub-sub plots were the two brassinolide levels. The treatments were laid as a split-split plot in a randomized complete block design (RCBD) and replicated three times. The brassinolide was manufactured in the United Kingdom by Richblue Landbene Biochemical Company Limited, London. The Oba-98 maize variety is a hybrid type produced by Premier Seeds Company Limited, Kaduna-Nigeria, while Ikom White is a Nigerian indigenous maize variety grown locally under subsistence farming system.

2.1 Waterlogging Procedures

Waterlogging stress was simulated at 18 days after sowing (DAS) by demarcating each subplot for the test with 3.6 by 1.7 m metal sheets buried to a depth of 60 cm to effectively prevent lateral soil-water movement in different pools. The waterlogged plots were flooded continuously up to the marked (5 cm) level till full saturation was attained and maintained for 10-days.

2.2 Sowing

Two seeds were sown at a spacing of 25 cm within and 75 cm between the rows and thinned to one plant per stand of 1 x 2.25 m at 2 weeks after sowing (WAS). The plots meant for waterlogging were flooded at 18 DAS from the water source to a 5 cm bank above the soil surface and maintained for 10-days based on the established flow rate.

Brassinolide is known to be polyhydroxy steroidal phytohormone that regulates several physiological processes in plants including seed germination, photo-morphogenesis, photosynthesis, flowering, sucrose translocation, assimilate partitioning, senescence and responses to different abiotic and biotic stresses [12]. It plays a vital role in protecting the

translational machinery during waterlogging stress. The stress ameliorative properties of the hormone mitigate the harmful impacts of waterlogging on plants through the modulation of the components of the anti-oxidative defence system. It acts at very low concentration (10^{-9} M) and was diluted at the ratio of 1 ml to 1000 ml (BR and distilled water respectively), 250 ml was foliar-applied once per plant at 21 DAS, while the plots under normal irrigation were the non-waterlogging controls. At the end of the 10-day waterlogging treatment, the surface water was drained into a gutter through the UPVC waste pipes and the soil moisture recovered to normal in a few days, while the plants grew under normal irrigation till maturity. Nitrogen fertilizer as urea (46%) was applied basally in two splits, 14 and 38 DAS based on maize recommended rates [13]. Other field management practices including weeding and pest control were performed bi-weekly after sowing.

2.3 Observations

The growth parameters studied were plant height, the number of leaves, leaf area and leaf area index measured periodically (2, 4, 6 and 8 WAS). The specific leaf area was determined at silking. The sampling of above-ground biomass (stems, leaves and grains) was performed at heading (leaves) and harvest (stems, leaves and grains). The samples were oven-dried at 80°C for 48 hours and milled to estimate total nitrogen (N) content using the micro-Kjeldahl procedure (Jackson 1989). The photosynthetically active radiation ($\mu\text{mol}/\text{m}^2/\text{s}$) was determined by taking spot measurements periodically (4, 6, and 8 WAS) on the maize flag leaf during cloudless days, using the MQ-100: Quantum Integral Sensor with Handheld Meter (Apogee Instruments INC, USA). Relative water content in leaves (RWCL) was estimated at silking. The dry matter yield, harvest index and grain yield were determined at harvest. The relative growth rate (RGR) was measured at 2, 4 and 6 WAS, using the formula:

$$\text{RGR} = \frac{(\ln W_2 - \ln W_1)}{t_2 - t_1}$$

where:

\ln = Natural logarithm

t_1 = Time one (in days)

t_2 = Time two (in days)

W_1 = Total dry weight of plant at time one (g)

W_2 = Total dry weight of plant at time two (g)

2.4 Statistics

The data were subjected to analysis of variance using the stat view software [14] to partition the effects of the three factors and their interactions. From the two repeats, the statistical comparison of data in the trials showed no significant difference, data from both sources were pooled for the analysis. Fisher's Protected Least Significant Difference (FPLSD) was used to compare treatment means at the 5% level of probability.

3. RESULTS

3.1 Soil Properties

The soil analysis showed that it had a pH (H₂O) of 5.4. The organic carbon content of the plough layer (0-30 cm) was 7.1 g/kg, organic matter was 12.2 g/kg, total nitrogen was 0.7 g/kg and Available Phosphorus was 47.67 mg/kg. The exchangeable base values (cmol/kg) were 1.93 for Calcium, 0.60 for Magnesium, 0.07 for Sodium and 0.12 for Potassium. There was a significant varietal, waterlogging and brassinolide effect on the soil chemical properties at harvest. Soils under Ikom White were significantly higher in nutrients than those under Oba-98. Conversely, soils planted with Oba-98 variety were higher ($P \leq 0.05$) in pH (5.9) than those of IKW (5.5). Irrespective of the maize variety planted, waterlogging stress significantly reduced the soil nutrient contents and increased the exchangeable acidity, whereas, the reverse occurred when BR was applied.

3.2 Plant Growth

The effects of varieties, waterlogging and brassinolide application on plant height, number of leaves, leaf area (LA) and leaf area index (LAI) are shown in Table 1. There was a significant varietal difference in plant height at 2 and 6 weeks after sowing (WAS) with IKW being taller than Oba-98, while Oba-98 was taller than IKW at 4 WAS. Waterlogging reduced ($P \leq 0.05$) plant height at all sampling periods, while BR enhanced ($P \leq 0.05$) it across the periods. The number of leaves was increased ($P \leq 0.05$) at 4, 6 and 8 WAS. Oba-98 produced more ($P \leq 0.05$) leaves at 4 WAS, while IKW had more ($P \leq 0.05$) leaves at 6 and 8 WAS. Waterlogging significantly reduced leaf number across the growth stages relative to the control (WL₀) while BR increased ($P \leq 0.05$) it at 4, 6 and 8 WAS. In successive sampling periods, there was no

varietal effect on LA, but WL₁ significantly reduced the LA, while BR increased it. A similar trend occurred for LAI, however, BR increased the LAI at 4, 6 and 8 WAS (Table 1).

The interaction effects of waterlogging and brassinolide were significant for plant height, the number of leaves, LA and LAI. At 4 WAS BR better increased ($P \leq 0.05$) plant height under WL₀ than WL₁, while at 2 WAS, it significantly increased the number of leaves during WL₁ and reduced ($P \leq 0.05$) the same under WL₀. The BR enhanced ($P \leq 0.05$) the LA with or without waterlogging at 8 WAS, but it better increased ($P \leq 0.05$) the LAI under WL₁ than WL₀ at 6 WAS (Table 1).

3.3 Specific Leaf Area (SLA), the Relative Water Content in Leaves (RWCL), Relative Growth Rate (RGR) and Photosynthetically Active Radiation (PAR)

Table 2 shows the effects of varieties, waterlogging and brassinolide level on SLA, RWCL, RGR and PAR. Waterlogging reduced ($P \leq 0.05$) the SLA while BR enhanced it in both maize varieties. There was a significant increase in RWCL during waterlogging as compared with no waterlogging. The interaction effects of WS x BR were also significant, as BR reduced ($P \leq 0.05$) the RWCL during WL₁ but increased ($P \leq 0.05$) it under WL₀ (Table 2). Across the growth stages, the RGR was significantly reduced in both varieties, but BR improved ($P \leq 0.05$) them considerably. For PAR, there was a considerable ($P \leq 0.05$) varietal, waterlogging and BR effects at 4, 6 and 8 WAS. The interaction effects of V x WS and WS x BR were also significant. Oba-98 absorbed more ($P \leq 0.05$) radiation (245.30 $\mu\text{mol}/\text{m}^2/\text{s}$) than IKW (167.22 $\mu\text{mol}/\text{m}^2/\text{s}$) at 4 WAS. Waterlogging significantly reduced the PAR at 4 and 6 WAS, while the application of BR increased ($P \leq 0.05$) it across the growth stages. The interaction effects of variety and waterlogging stages (V x WS) showed that Waterlogging more adversely ($P \leq 0.05$) affected PAR in IKW than in Oba-98 at 4 WAS, whereas, interactions of waterlogging and brassinolide (WS x BR) revealed that BR better improved ($P \leq 0.05$) PAR without waterlogging (Table 2).

3.4 Nitrogen (N) Contents

The effects for total N content in maize leaves, stems and grains are shown in Table 3. There

Table 1. Effect of waterlogging and brassinolide on growth, number of leaves, leaf area and leaf area index of two maize varieties at different sampling periods

Sources of variance	Plant height (cm)				Number of leaves				Leaf area (cm ²)				Leaf area index (LAI)			
	2WAS	4WAS	6WAS	8WAS	2WAS	4WAS	6WAS	8WAS	2WAS	4WAS	6WAS	8WAS	2WAS	4WAS	6WAS	8WAS
Variety (V)																
Ikom white (V ₁)	6.06	23.70	54.64	117.25	5.42	6.58	9.25	12.75	31.71	145.47	425.49	569.44	0.02	0.08	0.19	0.29
Oba-98 (V ₂)	4.67	26.78	51.22	115.63	5.08	7.83	8.50	10.92	37.04	170.48	354.48	534.46	0.02	0.09	0.23	0.26
LSD _(0.05)	1.08	1.27	2.43	NS	NS	0.84	1.01	1.06	NS	NS	NS	NS	NS	NS	NS	NS
Waterlogging stages (WS)																
WL ₀	6.53	31.85	65.27	130.20	5.50	8.25	10.92	14.25	43.81	199.51	498.53	659.41	0.02	0.10	0.28	0.34
WL ₁	4.19	18.63	40.59	102.68	5.00	6.17	6.83	9.42	24.94	116.44	281.45	444.49	0.01	0.07	0.14	0.20
LSD _(0.05)	1.08	1.27	2.43	2.36	0.41	0.84	1.01	1.06	9.78	43.01	106.48	78.43	0.01	0.02	0.05	0.04
Brassinolide (BR)																
G ₀	4.71	22.63	46.61	110.93	5.17	5.92	7.33	10.83	28.88	104.92	301.58	429.35	0.02	0.06	0.18	0.24
G ₁	6.01	27.85	59.25	121.95	5.33	8.50	10.42	12.83	39.87	211.03	478.40	674.54	0.02	0.11	0.24	0.31
LSD _(0.05)	1.08	1.27	2.43	2.36	NS	0.84	1.01	1.06	9.78	43.01	106.48	78.43	NS	0.02	0.05	0.04
WS x BR																
WL ₀ G ₀	6.15	30.00	57.85	124.30	5.83	9.33	9.67	14.00	39.84	150.14	443.17	605.83	0.02	0.08	0.28	0.03
WL ₀ G ₁	6.91	33.70	72.70	136.10	5.17	9.17	12.17	14.50	47.79	248.87	553.88	712.98	0.02	0.13	0.28	0.36
WL ₁ G ₀	3.27	15.25	35.37	97.55	4.50	4.50	5.00	7.67	17.93	59.69	159.98	252.87	0.01	0.04	0.08	0.15
WL ₁ G ₁	5.11	22.00	45.80	107.80	5.50	7.83	8.67	11.17	31.96	173.18	402.92	636.10	0.02	0.09	0.19	0.25
LSD _(0.05)	NS	1.79	NS	NS	0.58	NS	NS	1.50	NS	NS	NS	110.91	NS	NS	0.07	NS

NS = not significant; WL₀ = non-waterlogging control; WL₁ = waterlogging at seedling stage; G₀ = without brassinolide (0 mL); G₁ = with brassinolide (250 mL)

Table 2. Effect of waterlogging and brassinolide on specific leaf area (SLA), the relative water content in leaves (RWCL), relative growth rate (RGR) and photosynthetically active radiation (PAR) of two maize varieties

Treatment	SLA at silking (cm ² /g)	RWCL at silking	RGR(g g ⁻¹ /day)			PAR (μmol/m ² /s)		
			2WAS	4WAS	6WAS	4WAS	6WAS	8WAS
Variety (V)								
Ikom white (V ₁)	249.98	0.42	0.08	0.04	0.02	167.22	196.58	276.19
Oba-98 (V ₂)	275.51	0.47	0.08	0.05	0.02	245.30	290.11	367.64
LSD _(0.05)	NS	NS	NS	NS	NS	52.27	NS	NS
Waterlogging stages (WS)								
WL ₀	324.05	0.33	0.09	0.06	0.02	314.42	322.14	388.89
WL ₁	201.44	0.56	0.07	0.04	0.01	98.11	165.25	254.94
LSD _(0.05)	54.62	0.12	0.01	0.01	0.01	52.27	107.28	NS
Brassinolide (BR)								
G ₀	196.16	0.49	0.07	0.04	0.01	145.81	165.14	205.11
G ₁	329.33	0.40	0.09	0.06	0.02	266.72	322.25	438.72
LSD _(0.05)	54.62	NS	0.01	0.01	0.01	52.27	107.28	148.74
V x WS								
V ₁ WL ₀	308.39	0.30	0.09	0.05	0.02	241.44	238.78	322.44
V ₁ WL ₁	191.57	0.54	0.07	0.03	0.01	93.00	154.39	229.94
V ₂ WL ₀	339.71	0.36	0.09	0.06	0.02	387.39	405.50	455.33
V ₂ WL ₁	211.31	0.58	0.07	0.04	0.01	103.22	176.11	279.94
LSD _(0.05)	NS	NS	NS	NS	NS	70.08	NS	NS
WS x BR								
WL ₀ G ₀	256.44	0.29	0.08	0.05	0.02	200.89	214.22	238.55
WL ₀ G ₁	391.66	0.38	0.10	0.06	0.03	427.94	430.05	539.22
WL ₁ G ₀	135.89	0.70	0.06	0.03	0.01	90.72	116.06	171.67
WL ₁ G ₁	266.99	0.43	0.08	0.05	0.02	105.50	214.44	338.22
LSD _(0.05)	NS	0.17	NS	NS	NS	70.08	NS	NS

NS = not significant; WL₀ = non-waterlogging control; WL₁ = waterlogging at seedling stage; G₀ = without brassinolide (0 mL); G₁ = with brassinolide (250 mL)

was a significant varietal difference in N content across the plant materials as Oba-98 contained more N than IKW in all the growth stages. Waterlogging reduced ($P \leq 0.05$) the N content in all plant parts but BR application increased ($P \leq 0.05$) it at both silking and at harvest (Table 3). The interactions among V x BR and WS x BR showed that BR increased ($P \leq 0.05$) the N content in leaves at silking especially under no waterlogging. At harvest, the BR increased ($P \leq 0.05$) the N contents in the leaves of both maize varieties, with or without waterlogging. The interaction of WS x BR showed significance in grains at harvest as the BR increased ($P \leq 0.05$) the N content in grains under the waterlogging and non-waterlogging soil conditions.

3.5 Leaf Dry Weight (LDW), Stem Dry Weight (SDW), Harvest Index (HI) and Grain Yield (GY)

Waterlogging reduced ($P \leq 0.05$) the LDW of both maize varieties, whereas, the BR significantly

increased them (Fig. 1). The SDW of maize was also significantly reduced by the waterlogging treatment, however, the beneficial role of brassinolide boosted ($P \leq 0.05$) the SDW of both varieties (Fig. 2). The interaction effects of WS x BR for SDW showed that BR-induced increase ($P \leq 0.05$) in SDW was more pronounced without waterlogging (Fig. 2).

No major differences between varieties were found for harvest index (HI). However, the waterlogging conditions significantly reduced the HI, while BR increased ($p \leq 0.05$) it (Fig. 3). Waterlogging plus BR had a significant effect on the cob filling and cob size of both maize varieties as well as their grain yield. Oba-98 significantly ($p \leq 0.05$) out-yielded (1.70 t/ha) IKW (1.53 t/ha) as shown in Fig. 4. However, waterlogging reduced ($p \leq 0.05$) grain yield, but BR significantly increased the yield despite waterlogging stress, especially for Oba-98. The interaction effects of V x WS and WS x BR

showed that Oba-98 was a better ($p \leq 0.05$) grainer (1.24 t/ha) than IKW (1.15 t/ha) during waterlogging at the seedling stage (WL_1) of maize, but the use of BR improved ($p \leq 0.05$) the yield of both varieties during the waterlogging stress (Fig. 5).

Table 3. Nitrogen (N) contents (g/kg) in leaves at silking, stems and grains at harvest

Treatment	Leaf-N at silking	Leaf-N at harvest	Stem-N at harvest	Grain-N at harvest
Variety (V)				
Ikom white (V_1)	30.90	16.48	18.56	23.78
Oba-98 (V_2)	32.11	19.86	20.20	25.88
LSD _(0.05)	0.54	0.25	0.95	0.73
Waterlogging stages (WS)				
WL_0	32.68	20.59	22.64	30.84
WL_1	30.32	15.75	16.12	18.81
LSD _(0.05)	0.54	0.25	0.95	0.73
Brassinolide (BR)				
G_0	29.03	15.30	16.16	17.95
G_1	33.97	21.04	22.60	31.70
LSD _(0.05)	0.54	0.25	0.95	0.73
V x WS				
$V_1 WL_0$	31.93	18.26	21.70	29.45
$V_1 WL_1$	29.87	14.69	15.41	18.10
$V_2 WL_0$	33.43	22.91	23.59	32.24
$V_2 WL_1$	30.78	16.81	16.82	19.52
LSD _(0.05)	NS	0.36	NS	NS
V x BR				
$V_1 G_0$	28.00	13.28	15.42	17.11
$V_1 G_1$	33.80	19.68	21.69	30.44
$V_2 G_0$	30.07	17.32	16.89	18.79
$V_2 G_1$	34.15	22.39	23.52	32.96
LSD _(0.05)	0.76	0.36	NS	NS
WS x BR				
$WL_0 G_0$	30.65	18.02	19.38	22.44
$WL_0 G_1$	34.72	23.15	25.91	39.25
$WL_1 G_0$	27.42	12.52	12.93	13.47
$WL_1 G_1$	33.23	18.92	19.30	24.15
LSD _(0.05)	0.76	0.36	NS	1.03
V x WS x BR				
$V_1 WL_0 G_0$	29.27	14.01	18.18	21.04
$V_1 WL_0 G_1$	34.60	22.52	25.22	37.86
$V_1 WL_1 G_0$	26.73	12.55	12.67	13.19
$V_1 WL_1 G_1$	33.00	16.84	18.50	23.01
$V_2 WL_0 G_0$	32.03	22.03	20.58	23.85
$V_2 WL_0 G_1$	34.83	23.78	26.59	40.63
$V_2 WL_1 G_0$	28.10	12.61	13.19	13.74
$V_2 WL_1 G_1$	33.47	21.00	20.45	25.30
LSD _(0.05)	NS	0.50	NS	NS

NS = not significant; WL_0 = non-waterlogging control; WL_1 = waterlogging at seedling stage; G_0 = without brassinolide (0 mL); G_1 = with brassinolide (250 mL)

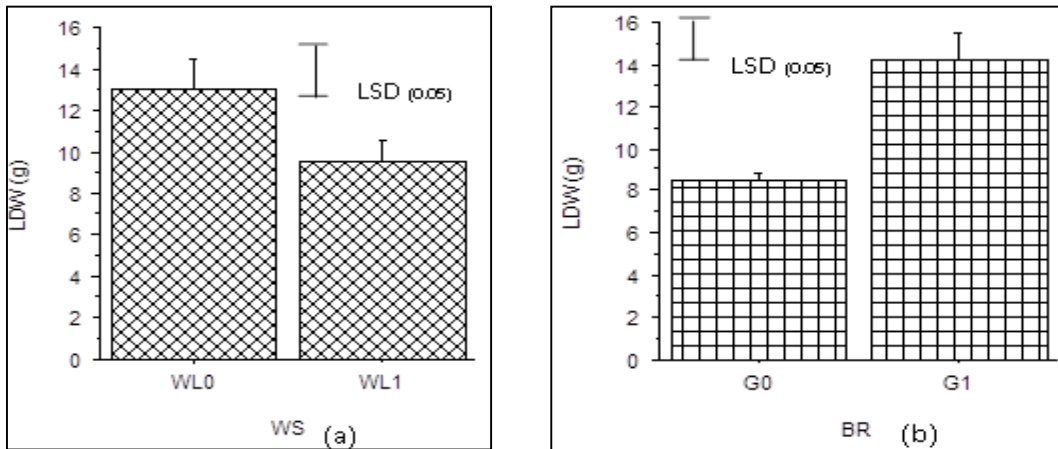


Fig. 1. Waterlogging (a) and brassinolide (b) effects on leaf dry weight of maize
 LDW= leaf dry weight; WS= waterlogging stages; WL0= non-waterlogging control; WL1= waterlogging at seedling growth stage of maize; BR= brassinolide application; G0= without brassinolide (0 ml); G1= with brassinolide (250 ml)

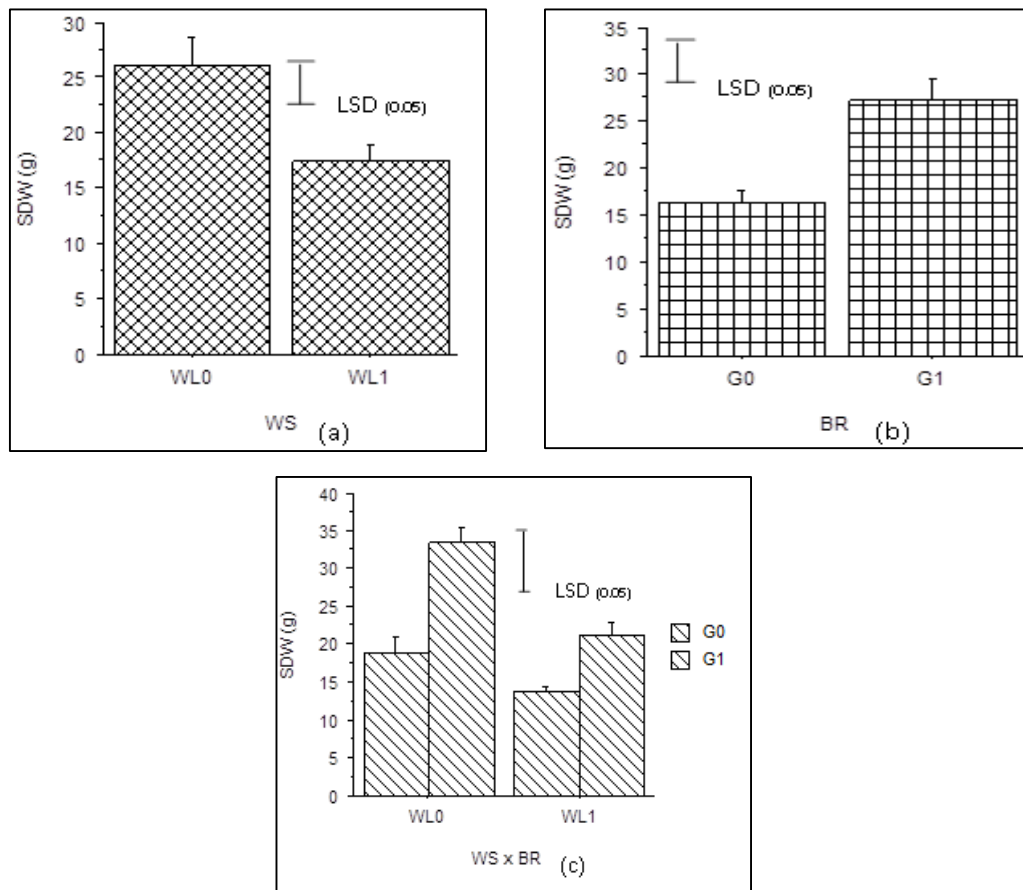


Fig. 2. Main and interaction effect of waterlogging (a), brassinolide (b) and WS x BR on stem dry weight of maize

SDW= Stem dry weight; WS= waterlogging stages; WL0= non-waterlogging control; WL1= waterlogging at seedling growth stage of maize; BR= brassinolide application; G0= without brassinolide (0 ml); G1= with brassinolide (250 ml)

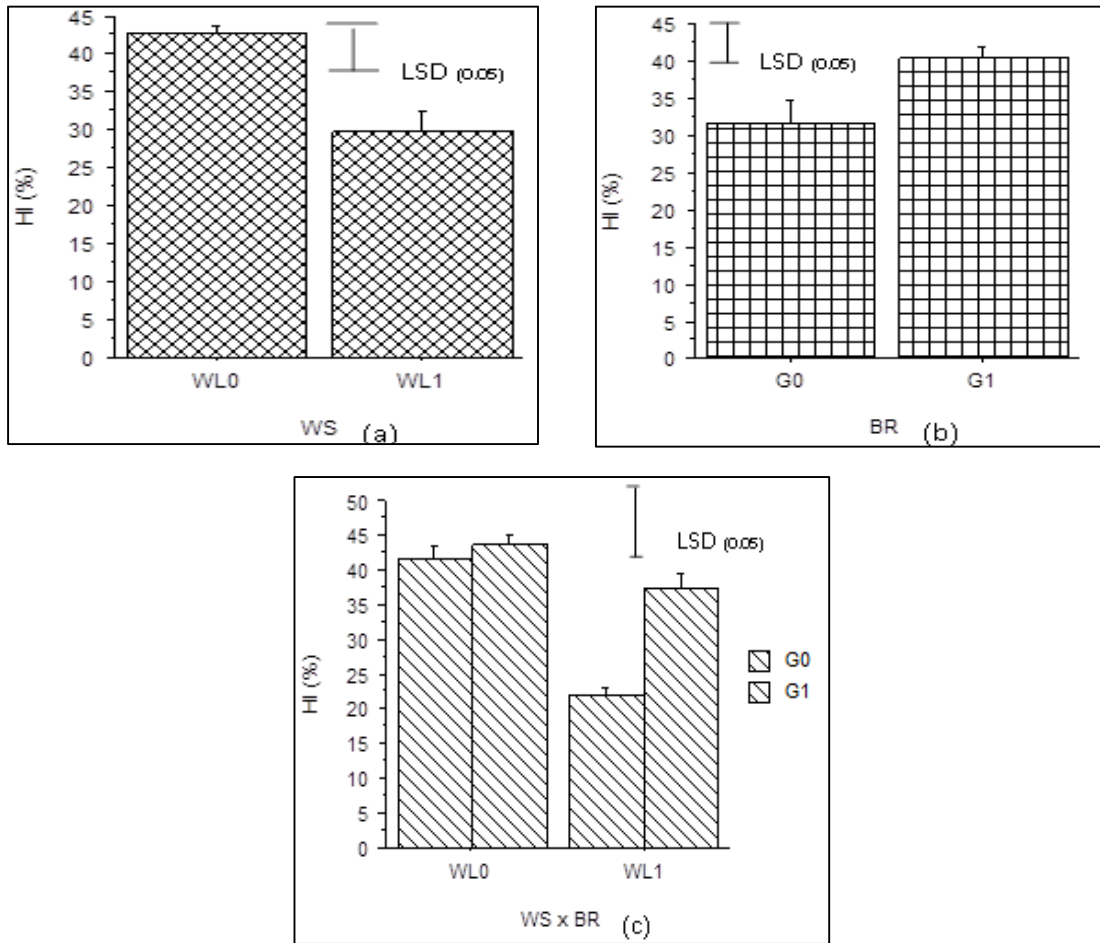
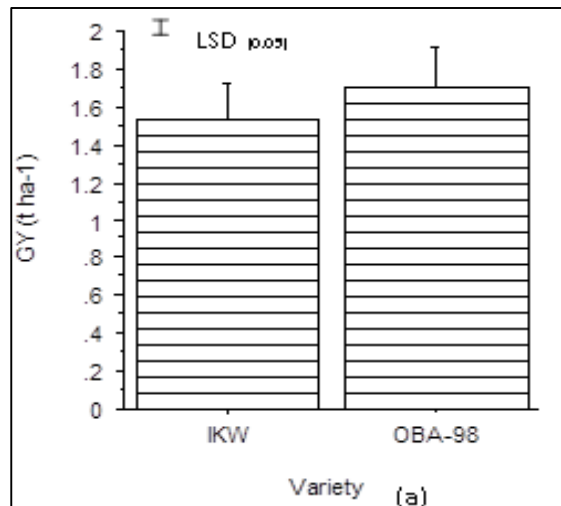


Fig. 3. Main and interaction effect of waterlogging (a), brassinolide (b) and WS x BR (c) on harvest index of maize

HI= Harvest index; WS= waterlogging stages; WL0= non-waterlogging control; WL1= waterlogging at seedling growth stage of maize; BR= brassinolide application; G0= without brassinolide (0 ml); G1= with brassinolide (250 ml)



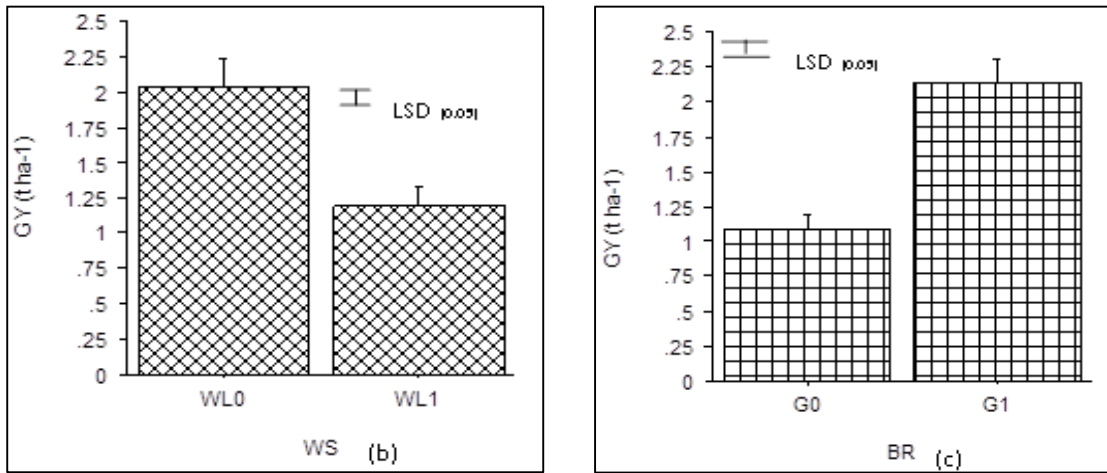


Fig. 4. Varietal (a), waterlogging (b) and brassinolide (c) effects on grain yield of maize
 GY= Grain yield; WS= waterlogging stages; WL0= non-waterlogging control; WL1= waterlogging at seedling growth stage of maize; BR= brassinolide application; G0= without brassinolide (0 ml); G1= with brassinolide (250 ml)

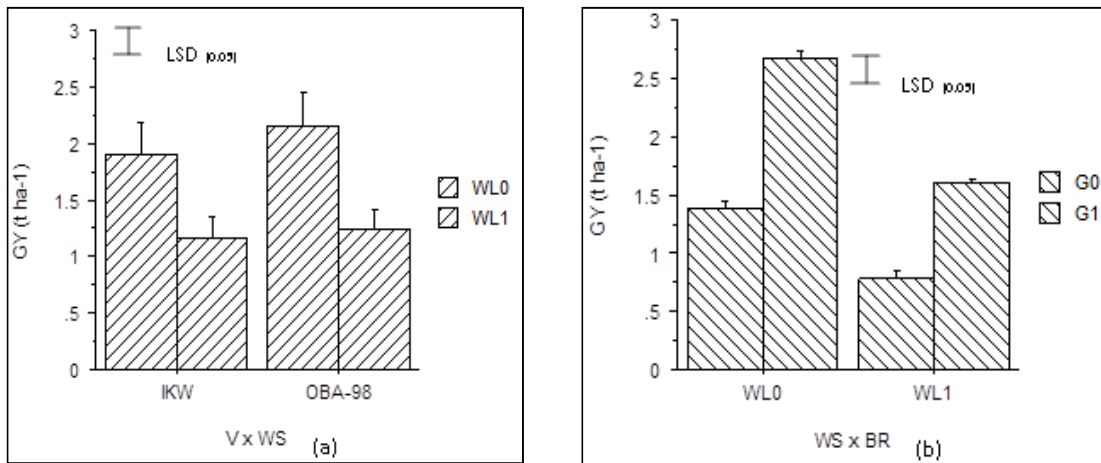


Fig. 5. Interaction effects of V x WS (a) and WS x BR (b) on grain yield of maize
 GY= Grain yield; WS= waterlogging stages; WL0= non-waterlogging control; WL1= waterlogging at seedling growth stage of maize; BR= brassinolide application; G0= without brassinolide (0 mL); G1= with brassinolide (250 mL)

4. DISCUSSION

4.1 Soil Properties

Waterlogging stress significantly reduced the nutrient contents [(organic matter, total nitrogen, available phosphorus and exchangeable bases (Calcium, Magnesium, Potassium, Sodium)] of the soil possibly because of the reduced condition of the soil environment due to the depletion of oxygen by plant roots and soil microbes as well as the consequent competition for oxygen by both, leading to hypoxic or even

anoxic soil environment [15]. Application of brassinolide facilitated the release and utilization of these nutrients irrespective of the moisture stress possibly due to its source to sink tendencies and its ability in efficient responses to soil abiotic stressors [16]. The pH in Oba-98 plots was significantly higher than those of IKW which could be attributed to increased microbial activities that facilitated the transformation of N for higher nutrient availability and uptake. Soil enzyme activity and microbial community diversity have often been proposed as important indicators following the restoration of soil function

[17]. Conversely, soils under IKW were higher in nutrients than those of Oba-98 possibly due to higher nutrient uptake in the latter relative to the former based on BR ability in exploring the genetic and physiological potentials of the hybrid maize in cell division and elongation for utilization of soil nutrients more efficiently [18].

4.2 Plant Growth

The morphological growth characteristics (plant height, number of leaves, leaf area and leaf area index) were adversely affected by waterlogging. Ikom white tolerated the stress better than Oba-98. This could be due to the increased availability of soluble sugar, that increased the activity of glycolytic pathway and fermentation enzymes which enhanced the antioxidant defence mechanism in the variety to boost its immunity against the oxidating stress induced by waterlogging [19]. Waterlogging suppressed plant growth substantially possibly because of the reduction of oxygen below the optimal level for plant metabolic processes [20]. However, the brassinolide (BR) was able to improve growth possibly through its nucleic acid and soluble carbohydrate contents that regulate cell division and elongation for growth and defence [21] in plants.

The specific leaf area (SLA) of both maize varieties was greatly subdued during waterlogging possibly because of the anaerobic environment that produced low adenosine triphosphate (ATP) per glucose molecules [22]. The increase in SLA through the application of BR clearly showed that the BR possibly induced the chlorophyll content in the maize foliage as reported in [23].

4.3 Relative Water Content in Leaves (RWCL), Relative Growth Rate (RGR) and Photosynthetically Active Radiation (PAR)

The relative water content in the leaves (RWCL) was high during waterlogging. This observation is contrary to a previous report [24] where waterlogging significantly reduced the relative water content and membrane stability in leaves. The BR reduced the RWCL during waterlogging which is consistent with the report of Rao et al. [25] that BR can increase resistance in plants against waterlogging stress. There was a decline in the relative growth rate (RGR) during waterlogging. This could be due to the lower nitrogen concentration induced by the stress in

the maize stems [26]. However, the growth was ultimately enhanced by BR application possibly because of its growth enhancement effect [27].

The hybrid maize (Oba-98) was capable of absorbing higher radiation ($245.30 \mu\text{mol}/\text{m}^2/\text{s}$) than IKW ($167 \mu\text{mol}/\text{m}^2/\text{s}$) suggesting that its superiority in photosynthetic performance influenced its ability in maintaining higher energy status via fermentation during the waterlogging stress [28]. Consequently, the decreased PAR under waterlogging could be attributed to stomatal closure [29], decrease in leaf chlorophyll concentration [30] and ethylene production [31]. The BR boosted radiation absorption under the stressed soil condition probably because of its ability in regulating photosynthesis in plants [16]. It seems that Oba-98 could respire and exchange gases such as carbon dioxide and oxygen for photosynthesis than IKW despite the flooded condition of the soil. This could be due to its anatomical and morphological adaptative features [32] as a hybrid type. More so, the interaction effects between waterlogging stage and brassinolide were indicative that the BR increased the radiation absorbing capability of both maize varieties possibly because of its functions in regulating physiological processes of enzymatic acceleration as well as photosynthetic activities in plants as observed in Yu, et al. [23]. At 6 WAS, waterlogging significantly reduced PAR in both maize varieties suggesting that there was a reduction in total chlorophyll in their leaves [33]. The BR enhanced PAR absorption which may have contributed to mitigating the negative effect of waterlogging on plant vegetative and reproductive growth [34].

4.4 Nitrogen (N) Contents

Nitrogen is an essential plant nutrient for growth was partitioned to the leaves at silking than at harvest due mainly to its availability and greater supply to plants at that stage for dry matter accumulation in the developing sink [35]. Waterlogging adversely reduced the N content across the plant materials indicating that there was a reduction in oxygen concentration that retarded uptake in the root zone, thereby impairing plant metabolism under the anaerobic soil condition [36]. The plant partitions and grains treated with BR had the highest N-content, suggesting that the hormone not only increased metabolic activities and grain yield in BR-treated maize but also enhanced better nutrient uptake

for the revival of the plants [4] under the flooded condition.

4.5 Leaf Dry Weight (LDW), Stem Dry Weight (SDW), Harvest Index (HI) and Grain Yield (GY)

The leaf and stem dry weight was substantially reduced under waterlogging relative to the control, possibly due to impairment of water-absorbing ability of the plants through the reduction in leaf turgidity as well as translocation of dry matter [37]. However, it is possible that the BR increased the dry matter content of both varieties through the promotion of active cell division, elongation and enlargement as reported in Muthukumar, et al. [38] for enhanced vegetative growth. Waterlogging significantly reduced the HI of both maize varieties, implying substantial reductions in biological and economic yields [39]. The BR increased the HI because of its ability to increase the mobilization and translocation of metabolites [40] to the sink which contributed to higher grain yield.

The reduction in grain yield under waterlogging could be due to oxygen deficiency and the anaerobic conditions that inhibited rhizospheric activities [41]. Oba-98 had a higher yield (1.70 t/ha) than IKW (1.53 t/ha) which could be due to their more robust root system [42], while the BR increased the yield possibly because of its ability for improved productivity [5].

5. CONCLUSION

This study clearly showed that the growth attributes of both maize varieties were adversely affected by waterlogging. Ikom White was superior to Oba-98 in growth attributes but Oba-98 was more efficient in N-uptake, better yielding and produced grains than the local IKW variety. Reductions in photosynthetically active radiation and grain yield were significantly ameliorated by the BR treatment under the stressed soil condition. The N-uptake, RGR, dry matter yield, harvest index and moisture content were adversely affected by the stressor. Both biological and economic yields of the maize varieties were enhanced as the BR induced some tolerance through its ability to promote metabolic activities as well as nutrient and water uptake by the plants during the waterlogging stress. Thus, the beneficial role of the BR will be more optimized under stressed soil condition of waterlogging in the study area and other parts of

the world with the same challenge for improved and sustained soil fertility and food security.

Thus, for optimum efficiency in maize production under stressed soil condition of waterlogging, it is recommended that the foliar spray of BR at the 250 ml per plant rate be considered for improved and sustained soil fertility, increased yield of hybrid and local maize varieties and to meet the increasing demand by the growing population.

ACKNOWLEDGEMENTS

The analysis of this study was supported by Soil Science Laboratory, University of Calabar, Calabar-Nigeria.

COMPETING INTERESTS

Authors have declared that no competing interests exist.

REFERENCES

1. Araki H, Hanada A, Hossain MA, Takahashi T. Waterlogging of jointing and /or after anthesis in wheat induce early leaf senescence and impairs grain filling. *Field Crop Res.* 2012;137:27-36. Available: <https://doi.org/10.1016/j.fcr.2012.09.006>
2. Food and Agriculture Organization of the United Nations (FAO). *The Impact of Disasters and Crises on Agriculture and Food Security.* Rome: FAO; 2017.
3. Sasidharan R, Bailey-Serres J, Ashikari M, Atwell BJ, Colmer TD, Fagerstedt K, et al. Community recommendations on terminology and procedures used in flooding and low oxygen stress research. *New Phytol.* 2017;214:1403–1407. Available: <https://doi.org/10.1111/nph.14519>
4. Sasse JM. Physiological actions of brassinosteroids. *J. Plant Growth Regul.* 2003;22:276-288.
5. Divi UK, Krishna P. Brassinosteroids: A biotechnological target for enhancing crop yield and stress tolerance. *New Biotech.* 2009;26(3-4):131-136.
6. Akpanidiok AU, Ukwang EE. Characterization and classification of coastal plain soils in Calabar, Nigeria. *J Agric Biotech & Eco.* 2012;5(3):19-13.
7. Jackson MI. *Soil Chemical Analysis.* Advance course (2), Department of Soil Science, University of Wisconsin, USA; 1989.

8. Bray RH, Kurtz LT. Determination of total organic and available forms of phosphorus in soils. *Soil Sci.* 1945;59:39-45.
9. Murphy J, Riley JP. A modified single solution method for the determination of phosphorus in natural waters. *Annals Chem Acta.* 1962;2:27-35.
10. Walkley A, Black IA. An examination of the degtjareff method for determining soil organic matter and proposed modifications of the chronic acid extraction method. *Soil Sci.* 1934;37:29-38.
11. Page AI, Miller RH, Keeney DR. *Methods of soil analysis: Chemical and Microbiological Properties*, American Society of Agronomy Incorporated, Madison, USA; 1982.
12. Vardhini BV, Anjum NA. Brassinosteroid make plant life easier under abiotic stresses mainly by modulating major components of antioxidant defence system. *Frontiers Env Sci.* 2015;2:67.
13. Otie V, Ping A, Nkereuwem JM, Eneji AE. Interactive effects of plant growth regulators and nitrogen on corn growth and nitrogen use efficiency. *J Plant Nutr.* 2016; 39(11):1597-1609.
Available:<https://doi.org/10.1080/01904167.2016.1161779>
14. Statistical Analysis System Institute Incorporated (SAS). *Statview software version 5.0.1*. Statistical Analysis System Institute, North Carolina; 1999.
15. Jaiswal A, Srivastava J. Changes in reactive oxygen scavenging systems and protein profiles in maize roots in response to nitric oxide under waterlogging stress. *Indian J. Biochem. Biophys.* 2019;55:26–33.
16. Deng Z, Zhang X, Tang W. A proteomic study of brassinosteroid response. *Arabidopsis Mol Cell Proteomics.* 2007;6: 2058-2071.
17. Sun YB, Xu Y, Xu YM, Wang L, Liang XF, Li Y. Reliability and stability of immobilization remediation of Cd polluted soils using sepiolite under pot and field trials. *Environ. Pollut.* 2016;208:739–746.
Available:<https://doi.org/10.1016/j.envpol.2015.10.054>
18. Pavelescu I, Vilarrasa-Blasi J, Planas-Riverola A, Gonzalez-Garcia MP, Carlo-Delgado AI, Ibaries M. A sizer model for cell differentiation in arabidopsis thaliana root growth. *Mol. Syst. Biol.* 2018;14:7687.
Available:<https://doi.org/10.15252/msb.20177687>
19. Alamgir H, Uddin SN. Mechanisms of waterlogging tolerance in wheat: Morphological and metabolic adaptations under hypoxia or anoxia. *Aust J Sc.* 2011; 5(9):1094-1110.
20. Hossain A, Uddin SN. Mechanisms of waterlogging tolerance in wheat: Morphological and metabolic adaptations under hypoxia or anoxia, *Aust J Crop Sci.* 2011;5(9):1094-1101.
21. Lozano-Duran R, Zipfel C. Trade-off between growth and immunity: Role of brassinosteroids. *Trends Plant Sci.* 2015; 20:12–9.
Available:<https://doi.org/10.1016/j.tplants.2014.09.003>
22. Asharf MA. Waterlogging stress in plants, *American J. Agr Res.* 2012;7(13):1976-1981.
23. Yu JQ, Haung LF, Hu WH, Zhou YH, Mao WH, Ye SF, Nogues S. A role of brassinosteroids in the regulation of photosynthesis in *Cucumis sativus*, *J Exp Bot.* 2004;55(399):1135-1145.
Available:<https://doi.org/10.1093/jxb/erh124>
24. Min XJ, Bartholomew DP. Effects of flooding and drought on ethylene metabolism, titratable acidity and fruiting of pineapple. *Acta Horti.* 2005;666:13-148.
Available:<https://doi.org/10.17660/ActaHortic.2005.666.1>
25. Rao SS, Vadhini BV, Sujatha E, Anuradha S. Brasinosteroids - A new class of phytohormones, *Current Sci.* 2002;82: 1239-1245.
26. Malik AI, Colmer TD, Lambers H, Schortemeyer M. Change in physiological and morphological traits of roots and shoots of wheat in response to different depths of waterlogging. *Aust J Plant Physiol.* 2001;28:1121-1131.
27. Vardhini BV. Mitigation of water stress and saline stress by brassinosteroids. In: Pereira-Netto AB, editor. *Brassinosteroids: practical applications in agriculture, forestry and human health*. United State of America: Bentham; 2012.
28. Chang WP, Huang L, Shen M, Webster C, Burlingame AL, Roberts JK. Patterns of proteins synthesis and tolerance of anoxia in root tips of maize seedlings acclimated to a low-oxygen environment and identification of proteins by mass spectrometry. *Plants Physiol.* 2000; 122:295-318.

- Available:<https://doi.org/10.1104/pp.122.2.295>
29. Yordanova RV, Uzunova AN, Popova LP. Effects of short-term soil flooding on stomata behaviour and leaf gas exchange in barley plants. *Biol Plants*. 2005;49:317-319.
Available:<https://doi.org/10.1007/s10535-005-7319-6>
 30. Bansal R, Srivastava JP. Effect of waterlogging on photosynthetic and biochemical parameters in pigeon pea. *Russ J Plant Physiol*. 2015;62(3).
Available:<https://doi.org/10.7868/S0015330315030033>
 31. Ahmed S, Nawata E, Sakuratani T. Changes of endogenous ABA and ACC, and their correlations to photosynthesis and water relations in mungbean (*Vigna radiata* L.) during waterlogging. *Environ Exp Bot*. 2006;57:278-284.
 32. Jackson MB, Colmer TD. Response and adaptations by plants to flooding stress. *Annals Bot*. 2005;96:501-505.
Available:<https://doi.org/10.1093/aob/mci205>
 33. Wu WM, Li JC, Chen HJ, Wang SJ, Wei FZ, Wang YH, et al. Effects of nitrogen fertilization on chlorophyll fluorescence change in maize (*Zea mays* L.) under waterlogging at seedling stage. *J Food Agr Environ*. 2013;11:545-552.
 34. Hassan SA, Hayat S, Ali B, Ahmad A. 28-Homobrassinolide protects chicken pea (*Cicer arietinum*) from cadmium toxicity by stimulating antioxidants. *Environ Pollut*. 2008;15:60-66.
 35. Parthianpan T. Nitrogen management strategies in hybrid maize. MSc theses, Tamil Nadu Agricultural University, Coimbatore; 2000.
 36. Srivastava JP, Shahi JP, Shah NA. Survival of plants under waterlogging. In: Trivedi PC, editor. *Plant Physiology. Current Trends*, Jaipur: Pointers; 2007.
 37. JafarUllah MD. Effect of waterlogging on growth and yield of mungbean, *Legumes Res*. 2006;29(3):196-200.
 38. Muthukumar V, Velayudham B, Thavaprakash N. Plant growth regulators and split application of nitrogen improves the quality parameters and green cob yield of baby corn (*Zea mays* L.). *J Agron*. 2005; 6:208-211.
 39. Li XU, Liu ZY, Li TX. An impact test study of the flood disasters on summer corn's characters and yield, *Acta Meteorol Sin*. 2011;31:79-82.
 40. Venkatesan K. Studies on physiological, biochemical and molecular action of brassinolide in maize (*Zea mays* L.) and its effect on crop productivity. PhD Theses, Tamil Nadu Agricultural University, Coimbatore; 2004.
 41. Kumar P, Pal M, Joshi R, Saira RK. Yield, growth and physiological responses of mungbean (*Vigna radiata* L.) genotypes to waterlogging at vegetative stage. *Physiol Mol Biol Plants*. 2013;19(2):209-220.
 42. Dat J, Folzer H, Parent C, Badot PM, Capelli N. Hypoxia stress: Current understanding and perspectives. In: Teixeira da Silva JA editor. *Floriculture Ornamental and Plant Biotechnology*. UK: Islworth; 2016.

© 2019 Otie et al.; This is an Open Access article distributed under the terms of the Creative Commons Attribution License (<http://creativecommons.org/licenses/by/4.0>), which permits unrestricted use, distribution, and reproduction in any medium, provided the original work is properly cited.

Peer-review history:
The peer review history for this paper can be accessed here:
<http://www.sdiarticle4.com/review-history/52237>